

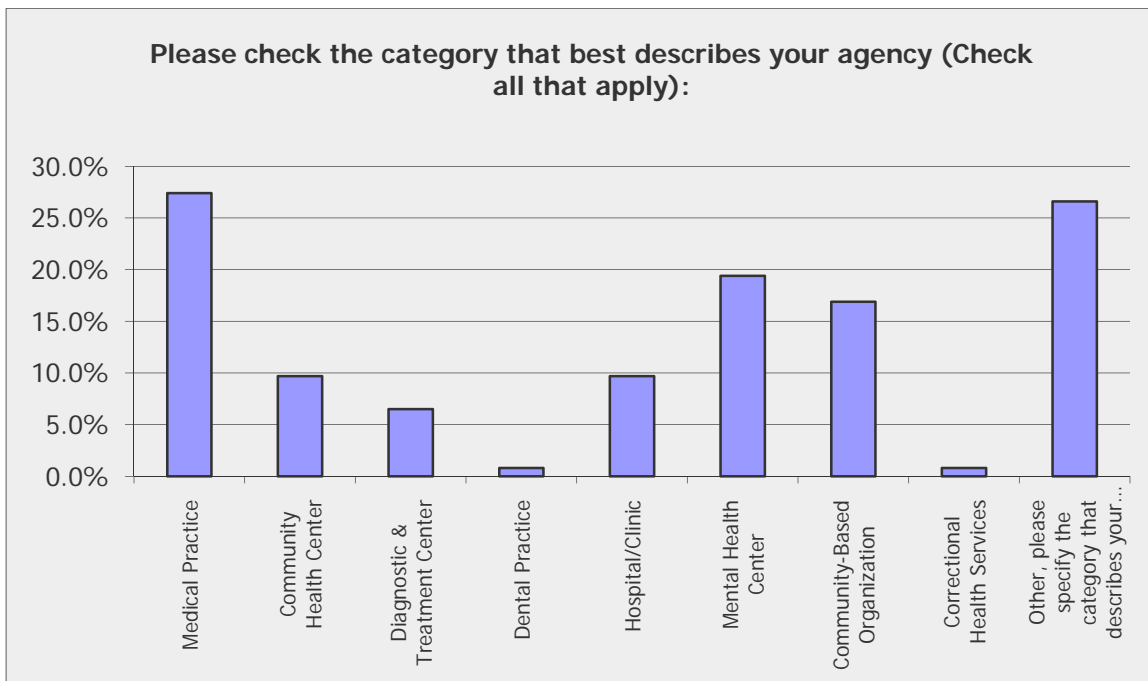
Heal-9 Project

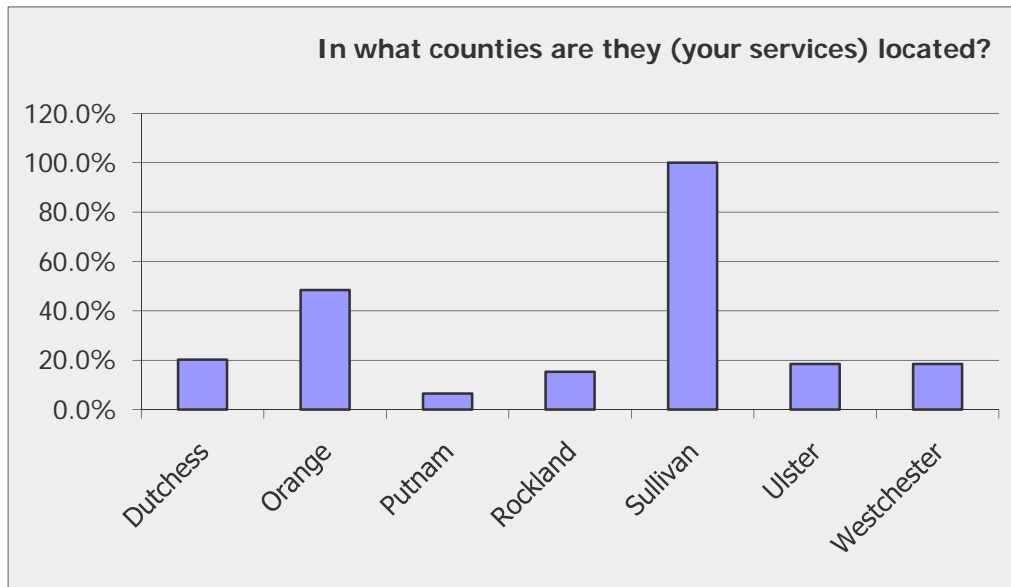
Preliminary 2009 Provider Survey Results – SULLIVAN COUNTY

124 Health and Human Services Providers responded to a survey conducted in July and August 2009; both paper based on online surveys were completed. The following issues and concerns and health priorities were identified. This survey is ongoing and will be finalized late next year.

Please check the category that best describes your agency (Check all that apply):

Answer Options	Response Percent	Response Count
Medical Practice	27.4%	34
Community Health Center	9.7%	12
Diagnostic & Treatment Center	6.5%	8
Dental Practice	0.8%	1
Hospital/Clinic	9.7%	12
Mental Health Center	19.4%	24
Community-Based Organization	16.9%	21
Correctional Health Services	0.8%	1
Other, please specify the category that describes your agency (response required)	26.6%	33
<i>answered question</i>		124
<i>skipped question</i>		0





What types of services does your site provide (Check all that apply):

Answer Options	Response Percent	Response Count
Dental Care for Adults	8.2%	10
Dental Care for Children/Adolescents	8.2%	10
Primary/Preventive Health Care for Adults	44.3%	54
Primary/Preventive Care for Children/Adolescents	39.3%	48
Family Planning	22.1%	27
Prenatal Care/PCAP	26.2%	32
WIC	12.3%	15
Other, please specify the services your site provides (response required)	68.9%	84
answered question		122
skipped question		2

What are the most significant barriers (select up to 5) impacting your ability to provide care to your patients? (Rank on a scale of 1-5 with 1 being the most significant and 5 the least significant)

Limited staffing resources	Inadequate insurance reimbursement	Limited or lack of access to specialists	Patient non-adherence to treatment	Limited space and/or equipment	Patient inability to afford prescription medications	Limited bi-lingual staff	Patient lack of trust	High patient no-show rate	Cultural competency issues	Other
54	54	40	63	33	52	22	26	36	17	39

What are the most significant barriers (select up to 5) your patients face in accessing health care from you? (Rank on a scale of 1-5 with 1 being the most significant and 5 the least significant)

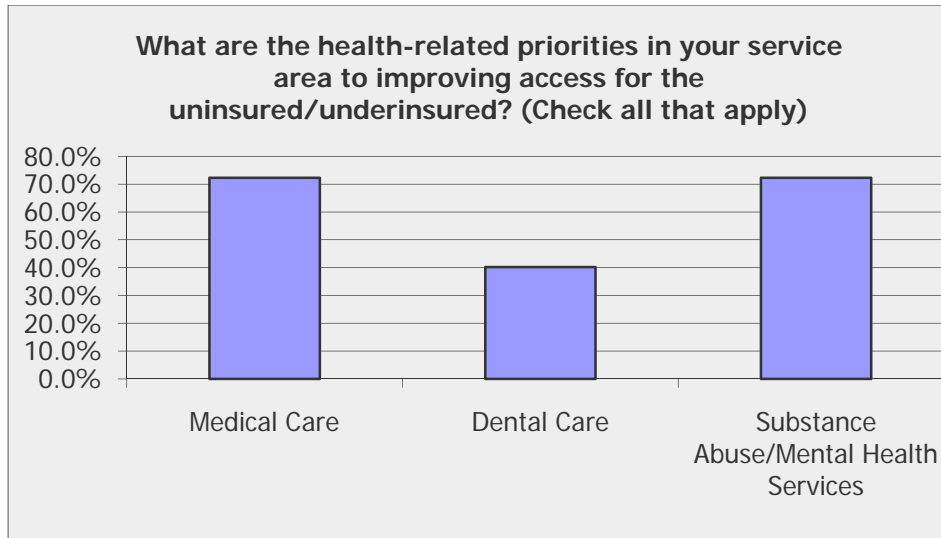
Inability to pay for services or medications	Limited availability of specialists	Lack the time to go to appointments	Limited availability of bi-lingual clinicians	Hours of operation not convenient	Too far to travel	Afraid to go	Lack childcare	Lack of transportation	Other
82	33	41	11	27	43	33	38	88	19

Please select the top 5 chronic health problems/issues facing the patients you serve? (Rank order them on a scale of 1-5 with 1 being the most significant and 5 the least significant)

Diabetes	Cancer	Heart Disease	Asthma	Obesity	COPD	Other
93	53	78	50	94	55	56

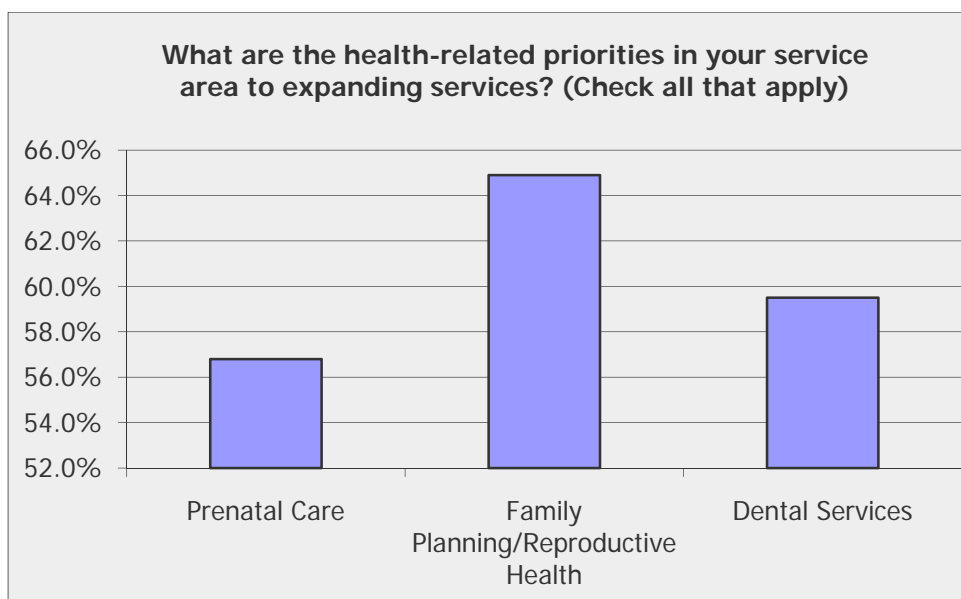
What are the health-related priorities in your service area to improving access for the uninsured/underinsured? (Check all that apply)

Answer Options	Response Percent	Response Count
Medical Care	72.3%	81
Dental Care	40.2%	45
Substance Abuse/Mental Health Services	72.3%	81
<i>answered question</i>		112
<i>skipped question</i>		12



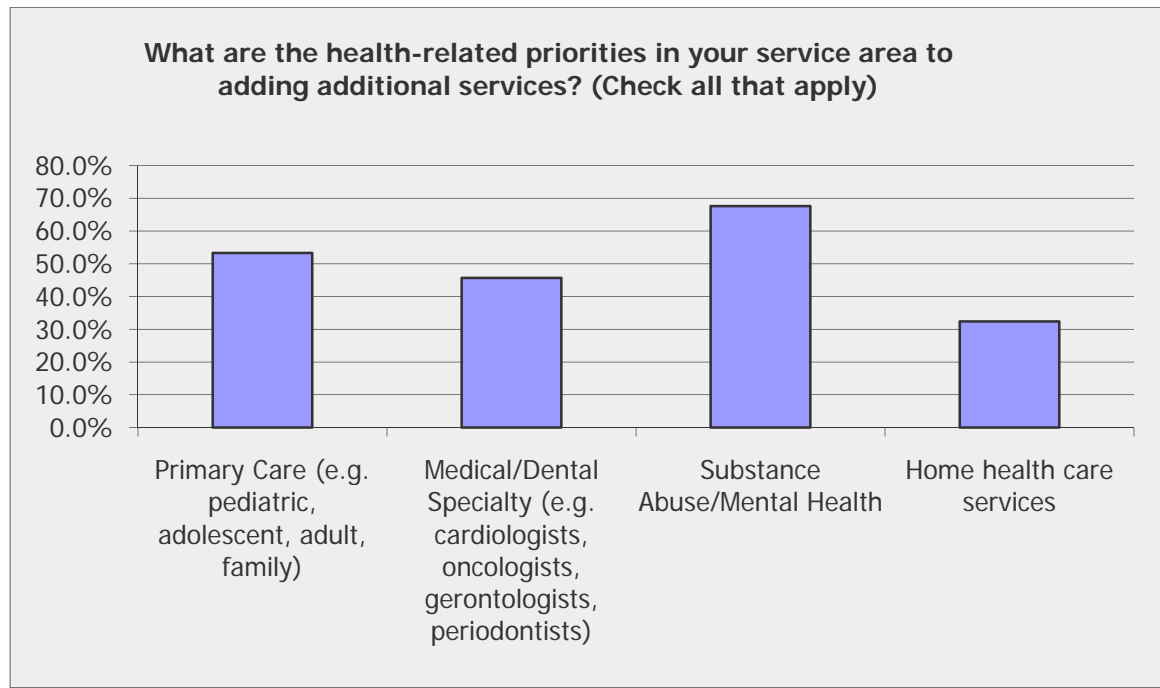
What are the health-related priorities in your service area to expanding services? (Check all that apply)

Answer Options	Response Percent	Response Count
Prenatal Care	56.8%	42
Family Planning/Reproductive Health	64.9%	48
Dental Services	59.5%	44
<i>answered question</i>		74
<i>skipped question</i>		50



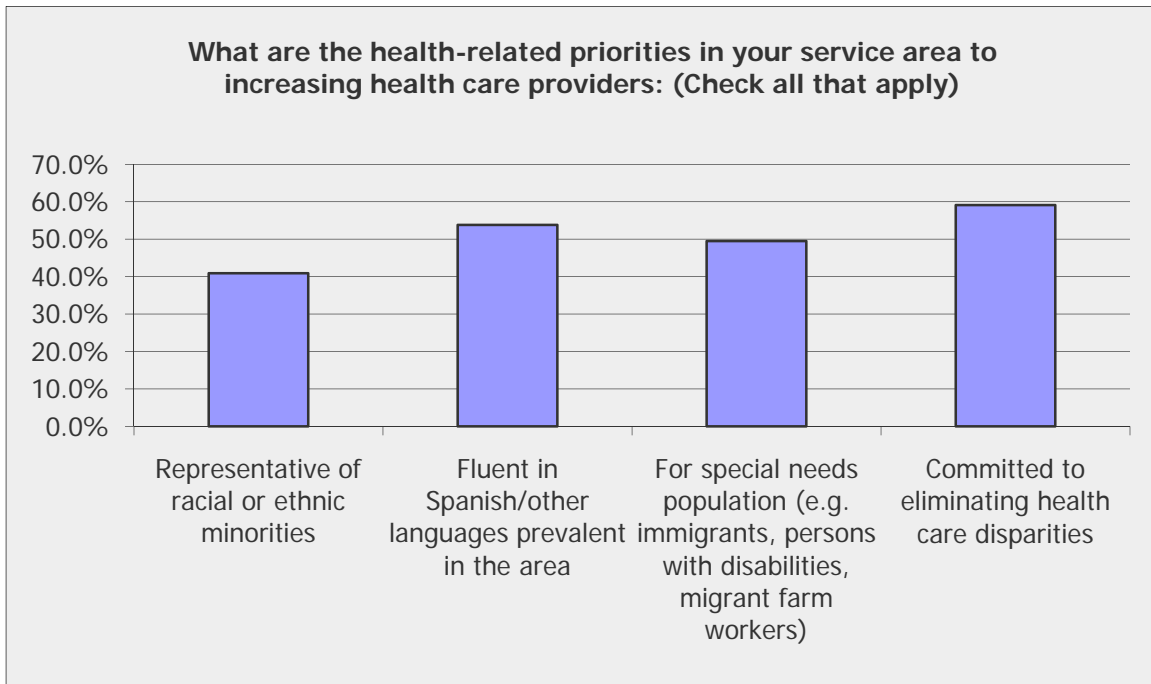
What are the health-related priorities in your service area to adding additional services? (Check all that apply)

Answer Options	Response Percent	Response Count
Primary Care (e.g. pediatric, adolescent, adult, family)	53.3%	56
Medical/Dental Specialty (e.g. cardiologists, oncologists, gerontologists, periodontists)	45.7%	48
Substance Abuse/Mental Health	67.6%	71
Home health care services	32.4%	34
For each option above, please specify the types from the example provided or other types that are important:		33
<i>answered question</i>		105
<i>skipped question</i>		19



What are the health-related priorities in your service area to increasing health care providers: (Check all that apply)

Answer Options	Response Percent	Response Count
Representative of racial or ethnic minorities	40.9%	38
Fluent in Spanish/other languages prevalent in the area	53.8%	50
For special needs population (e.g. immigrants, persons with disabilities, migrant farm workers)	49.5%	46
Committed to eliminating health care disparities	59.1%	55
For each option above, please specify the types from the example provided or other types that are important:		17
<i>answered question</i>		93
<i>skipped question</i>		31



What are the health-related priorities in your service area to improving availability of: (Check all that apply)

Answer Options	Response Percent	Response Count
Medical/Dental providers participating in Medicaid Managed Care/Child Health Plus	46.2%	48
Health-related outreach, engagement and support services	57.7%	60
Health education/risk reduction services (e.g., adolescent pregnancy, substance abuse/prevention, pediatric asthma)	59.6%	62
Screening and early detection services for disease (e.g., breast and cervical cancer screening, HIV testing)	47.1%	49
Public transportation services to improve access to health care appointments	74.0%	77
Other	3.8%	4
For each option above, please specify the types from the example provided or other types that are important:		19
answered question		104
skipped question		20

Of all the priorities identified in (previous) questions (9-13), what are the top 3 health related priorities in your service area?

Primary Care	Medical Care	Dental Care	Mental Health Services	Substance Abuse	Prenatal Care
38	22	10	40	27	10

Family Planning/Reproductive Health	Medical/Dental Specialty	Home health care services	Health care providers representative of racial or ethnic minorities	Health care providers fluent in Spanish/other languages	Health care providers for special needs populations
3	10	8	2	4	8

Health care providers committed to eliminating health care disparities	Medical/Dental providers participating in Medicaid Managed Care/Child Health Plus	Health-related outreach, engagement and support services	Health education/risk reduction services	Screening and early detection services	Public transportation
7	5	16	18	14	37

What are your facility/agency's plans for future expansion?

